



**I-3591**  
M-Bus Repeater

## Features

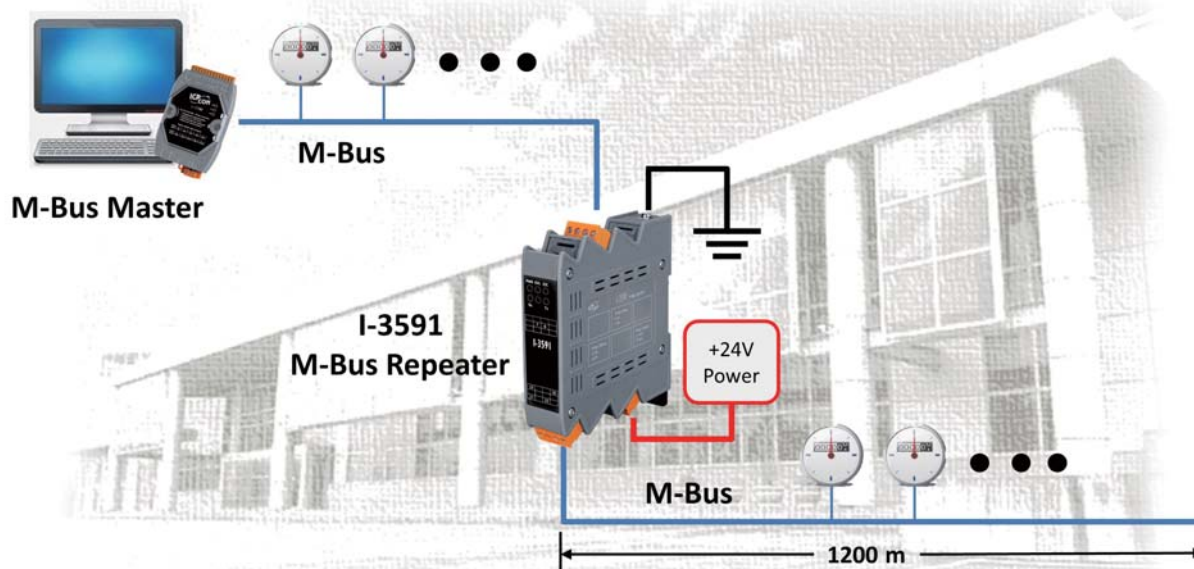
- Supports M-Bus physical layer
- Supports drive up to 100 M-Bus slaves
- Auto M-Bus baud rate
- M-Bus distance is extended by 1200 meters (at 2400 bps)
- M-Bus overloading alarm
- Overcurrent and short-circuit protection on the M-Bus port
- Reverse polarity protection on power



## Introduction

M-Bus (Meter-Bus) is a communication interface widely used in various meters, such as electricity meters, water meters, heat meters, etc. It is easy to install (two-wire system includes power and communication function) and robustness are the most important features. I-3591 is the M-Bus repeater developed by ICP DAS, its main function is to strengthen the driving ability of M-Bus, extend the communication distance of M-Bus, reshape the signal waveform, etc. Provide the M-Bus master with better communication capabilities. I-3591 does not require any settings, it can be used directly after connecting to the line, and easy to use is also one of the main features of I-3591.

## Applications

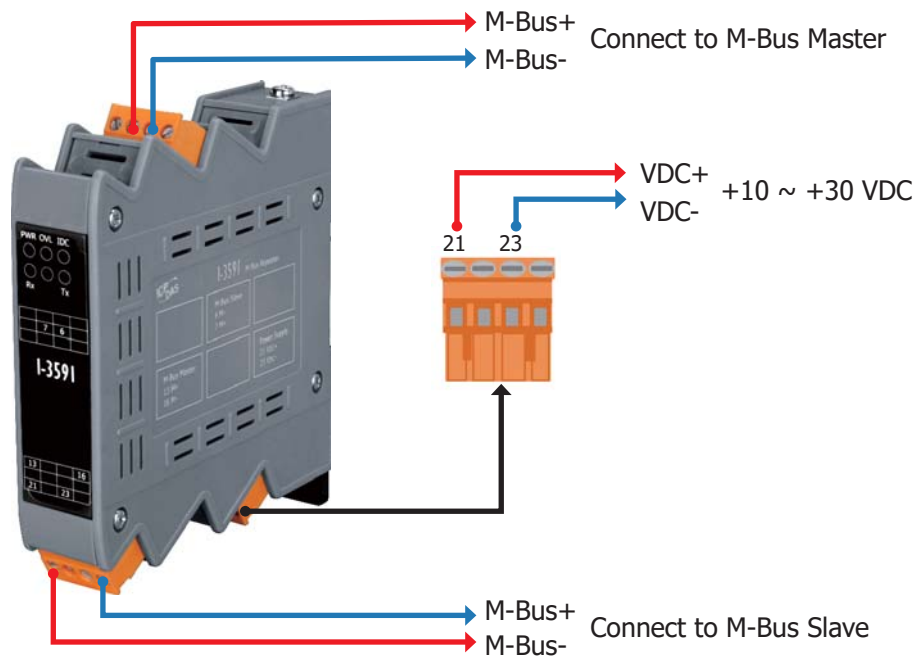


## Specifications

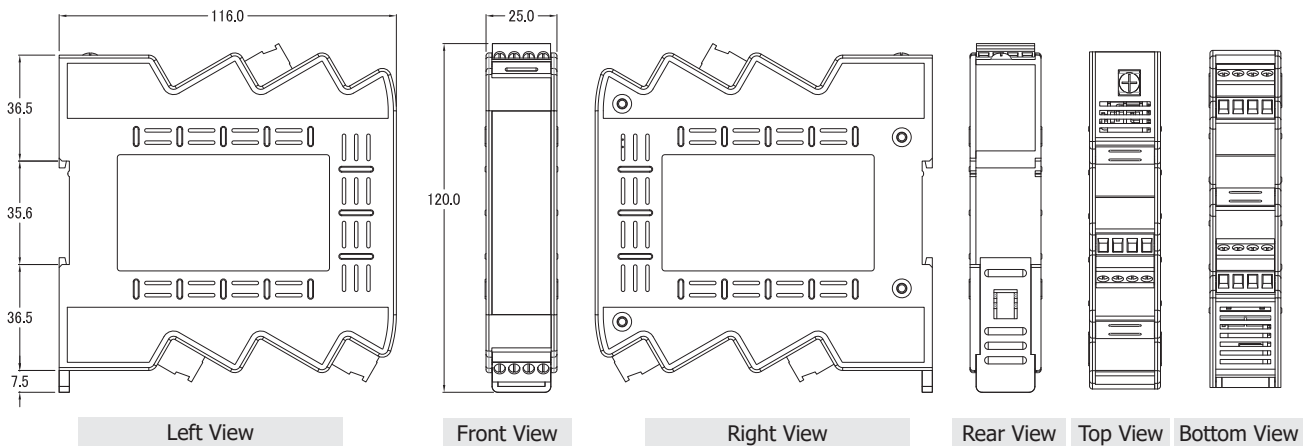
M-Bus	
Ports	1 Master Port, 1 Slave Port
Baud Rate	Auto-adjust
Isolation	3750 Vrms for photo-couple
Current Protection	Short-circuit protection
LED Indicators	
PWR	Power LED, Red
OVL	M-Bus overload LED, Green
IDC	Meter ID conflict LED, Green
Rx	Received from meter, Green
Tx	Transmitted to meter, Green

Power	
Supply Voltage	+10 to +30 VDC
Consumption	1.6 W @ 24 VDC (with 1 slave device) 9.7 W @ 24 VDC (with 100 slave devices)
Protection	Reverse polarity protection
Mechanism	
Dimensions	25 mm x 116 mm x 120 mm
Installation	DIN-Rail
Environment	
Operating Temp.	-25°C ~ +75°C
Storage Temp	-30°C ~ +85°C
Humidity	10 ~ 90% RH, non-condensing

## Pin Assignments



## Dimensions (Units: mm)



## Ordering Information

<b>I-3591 CR</b>	M-Bus Repeater (RoHs)
------------------	-----------------------