



M-6088-32

32-channel PWM Output Module

Features

- 32-channel PWM Output
- Burst Mode and Continuous Mode for PWM Output
- Individual and Synchronous PWM Output
- 4 kV ESD and EFT Protection
- Supports the DCON and the Modbus RTU Protocols
- Embedded Dual Watchdog
- DIN-Rail Mounting or Wall Mounting



Introduction

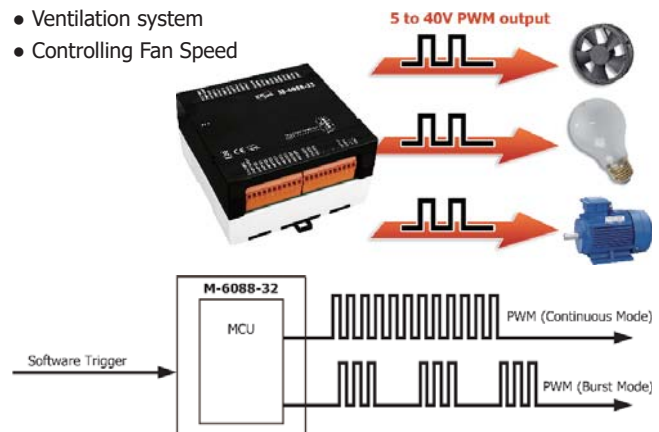
The M-6088-32 provides 32-channel PWM (Pulse Width Modulation) Output, and can be used to develop powerful and cost-effective analog control systems. PWM is a powerful technique for controlling analog circuits that uses the Digital Output to generate a waveform with a variable duty cycle and frequency which can then be used to control an analog circuit in applications such as controlling the position or speed of motors, the brightness of lamps, or the speed of fans, etc. Either burst mode or continuous mode can be used for the PWM output depending on the application. When required, communication with the M-6088-32 can be programmed based on the Modbus RTU and the DCON protocol, with the added benefit that different addresses can be configured via hardware to allow for Modbus RTU communication.

System Specifications

RS-485	
Interface	RS-485
Bias Resistor	No (Usually supplied by the RS-485 Master. Alternatively, add a tM-SG4 or SG-785.)
Format	(N, 8, 1), (N, 8, 2), (E, 8, 1), (O, 8, 1)
Baud Rate	1200 to 115200 bps
Protocol	Modbus RTU, DCON
Dual Watchdog	Yes, Module (1.6 Seconds), Communication (Programmable)
LED Indicators/Display	
System LED Indicator	Yes, 1 as Power/Communication Indicator
Isolation	
Intra-module Isolation, Field-to-Logic	2500 VDC
EMS Protection	
ESD (IEC 61000-4-2)	±4 kV Contact for each Terminal
EFT (IEC 61000-4-4)	±4 kV to Power
Surge (IEC 61000-4-5)	±2 kV
Power	
Reverse Polarity Protection	Yes
Input Range	+10 ~ +48 VDC
Consumption	1.0 W Max.
Mechanical	
Dimensions (W x L x H)	116 mm x 120 mm x 64 mm
Environment	
Operating Temperature	-25 to +75°C
Storage Temperature	-40 to +80°C
Humidity	10 to 95% RH, Non-condensing

Applications

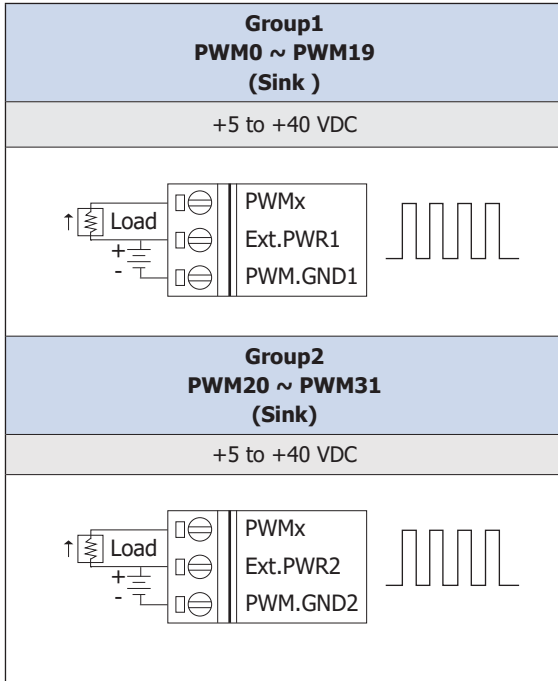
- Heating system in buildings
- Ventilation system
- Controlling Fan Speed



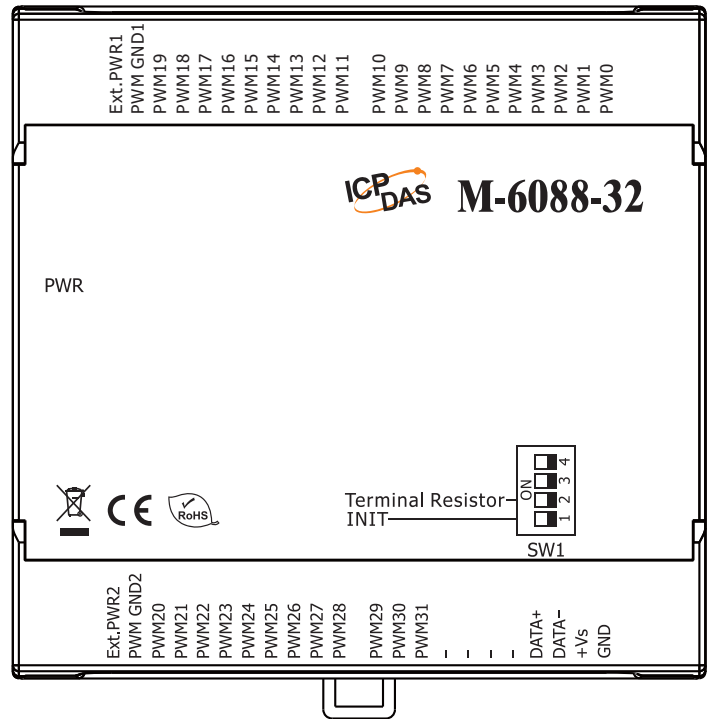
I/O Specifications

PWM Output		
Channels	32	
Type	PWM	
Sink/Source (NPN/PNP)	Sink	
Load Voltage	+5 ~ +40 VDC	
Max. Load Current	Sink	+40 VDC @ 200 mA/Channel
	Source	-
PWM	Frequency	50 Hz
	Duty Cycle	0.1 to 99.9%
	Mode	Burst, Continuous
	Burst Count	1 to 65535
	Min. PWM Period	1 ms
Power-on Value	Yes	
Safe Value	Yes	

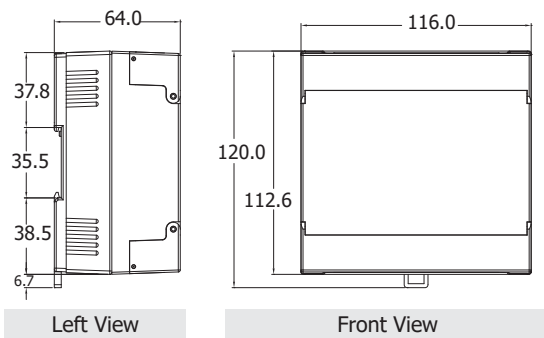
Wire Connections



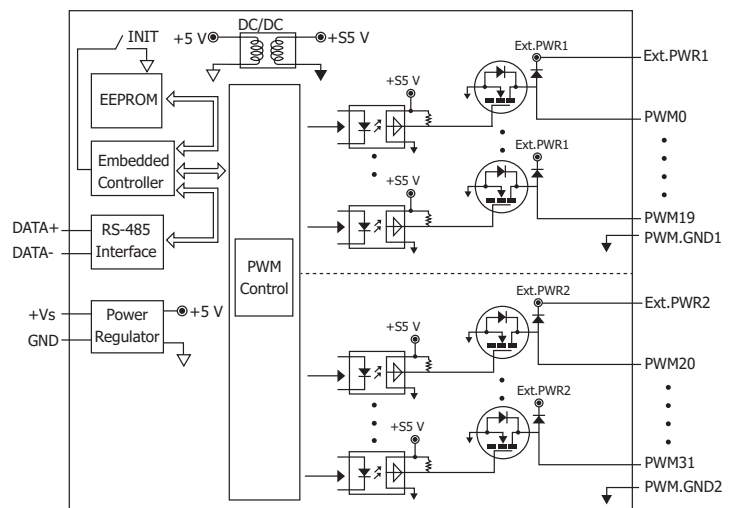
Pin Assignments



Dimensions (Units: mm)



Internal I/O Structure



Ordering Information

M-6088-32 CR	32-channel PWM Output Module using the DCON and Modbus Protocols (RoHS)
---------------------	---