

Flat Stainless P-CAP IP69K Display

23.8" (Chassis Design)

Specifications

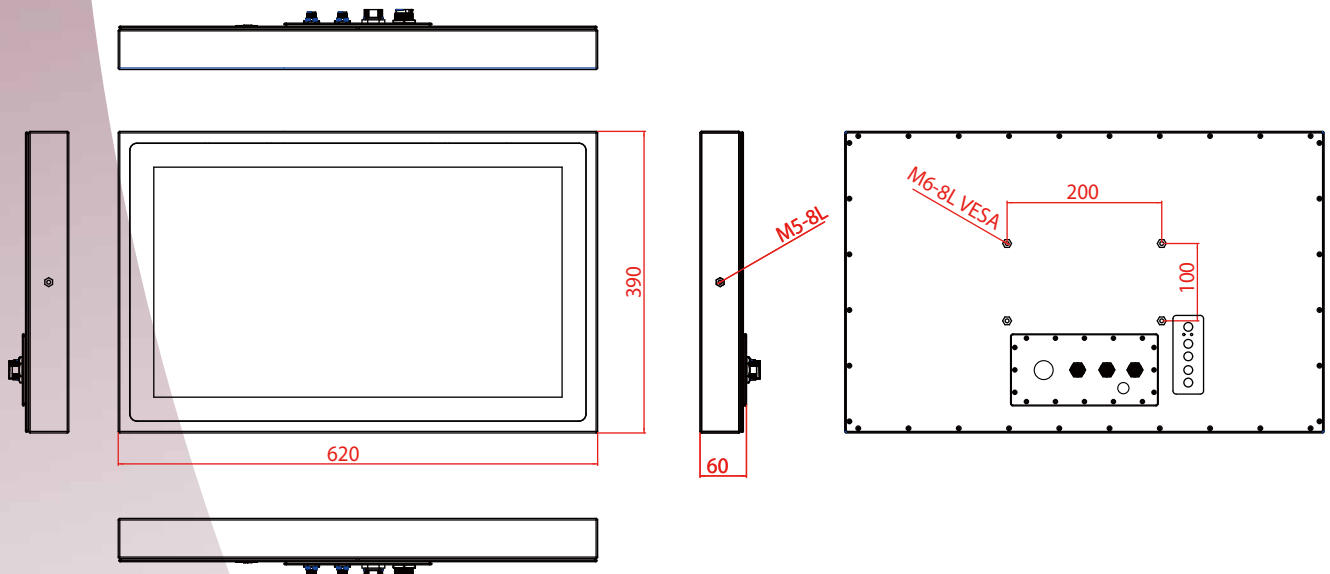


Model Name	W24L100-SPA269
Panel Size	23.8" (16:9)
Active Display Area(mm)	476.64 (H) x 268.11 (V)
Pixel Pitch(mm)	0.248 (H) x 0.248 (V)
Number of Pixels	1920 x 1080
Contrast Ratio	3000:1 (typ.)
Display Color	16.7M
Brightness(cd/m)	250 (typ.)
Viewing Angle(CR>=10)	-89~89 (H) ; -89~89 (V)
Recommended Resolution	1920 x 1080 @60HZ
I/O	3-Pin power cable (IP65 connector); 12-Pin VGA cable (IP65 connector); 12-Pin USB cable (IP65 connector); HDMI cable (IP65 connector)(Optional)
Power Source	12V DC in, with External AC-DC Adapter (100~240V)
Power Consumption	50W typical, normal operation
Housing	SUS 316/ AISI 316 stainless steel
Power Management	VESA DPMS Compliant
Plug & Play	VESA DDC 1/2B
Touch Screen	Projected Capacitive Multi-touch
Operating Temperature	-10 to 55 deg.
IP Rating	IP69K, air venting valve



*Due to Panel material's deviation, different panel supplier will set different specific variance range to optical characteristics. The factors of time used, Lamp current, Ambient temperature will influence the optical measurements.

Mechanical Drawing




UNIT:mm

* Note: this is a simplified drawing and some components are not marked in detail.
Please contact our sales representative if you need further product information.

Flat Stainless P-CAP IP69K Display

IO Layout

Back Side (I/O)

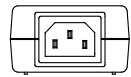
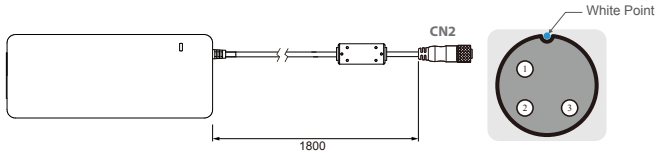


Cable List

LCD	IP65 connector	PC side IO type
DC power	3pin	Female(2.5 fai)
USB	12pin	Male(type A)
VGA	12pin	Male(D-sub 15)

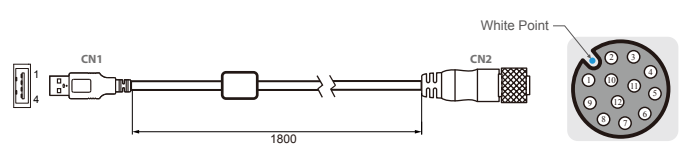
IP65 Cable/Pin Define

Power Cable



Pin No.	Symbols	Color	Pin No.	Symbols	Color
CN1-1	VIN -	NO ASSIGN	CN2-1	VCC+	Flow Adapter
CN1-2	VIN -	NO ASSIGN	CN2-2	GND	Flow Adapter
CN1-3	VIN -	NO ASSIGN	CN2-3	VCC -	Flow Adapter

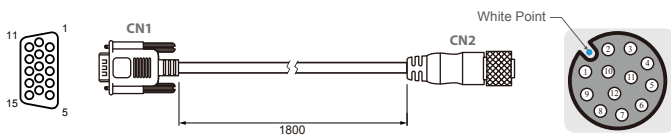
USB Cable



Pin No.	Symbols	Color	Pin No.	Symbols	Color
CN1-2	VCC	Red	CN2-1	VCC	Red
CN1-3	D-	White	CN2-2	D-	White
CN1-4	D+	Green	CN2-3	D+	Green
CN1-5	GND	Black	CN2-4	GND	Black
CN1-9	GND	Black	CN2 Shield	Black	

Twisted pairs

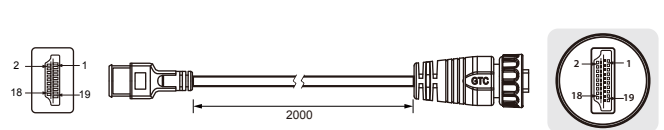
VGA Cable



Pin No.	Symbols	Color	Pin No.	Symbols	Color
CN1-1	R	Red	CN2-1	R	Red
CN1-6	R-GND	Black	CN2-2	R-GND	Black
CN1-2	G	Green	CN2-3	G	Green
CN1-7	G-GND	Black	CN2-4	G-GND	Black
CN1-3	B	Blue	CN2-5	B	Blue
CN1-8	B-GND	Black	CN2-6	B-GND	Black
CN1-12	SDA	Yellow	CN2-7	SDA	Yellow
CN1-13	HS	Orange	CN2-8	HS	Orange
CN1-14	VS	White	CN2-9	VS	White
CN1-15	SCL	Brown	CN2-10	SCL	Brown

coaxial

HDMI Cable



Pin No.	Color	Pin No.	Color
1	Brown	1	Blue
2	Drain	2	Drain
3	White	3	White
4	Red	4	Black
5	Drain	5	Red
6	White	6	Orange
7	Green	7	Yellow
8	Drain	8	Drain
9	White	9	Purple
		10	White
		11	Drain+Braid
		12	Shell
		13	Shell
		14	Shell
		15	Shell
		16	Shell
		17	Shell
		18	Shell
		19	Shell

Plug Conn. Plug Conn.