

PUZZLE is Ready for Proprietary Network Appliance



Unified Threat Management (UTM)

Unified threat management or UTM is a single network appliance for all-inclusive security functions, such as network firewall, intrusion detection/prevention system (IDS/IPS), anti-virus gateway, anti-spam gateway, VPN, content filtering, load balancing, data loss prevention and appliance monitoring.

UTM appliances offer cost-effective, all-in-one security ideal for small/medium businesses, remote offices and retail networks.



Intrusion Detection System (IDS)

An intrusion detection system (IDS) is a device that monitors a network or systems for malicious activity or policy violations. Any malicious activity or violation is typically reported either to an administrator or collected centrally using a security information and event management (SIEM) system. A SIEM system combines outputs from multiple sources, and uses alarm filtering techniques to distinguish malicious activity from false alarms.



Wireless Gateway

A wireless gateway routes packets from a wireless LAN to another network, wired or wireless WAN. It may be implemented as software or hardware or combination of both. Wireless gateways combine the functions of a wireless access point, a router, and often provide firewall functions as well. They provide network address translation (NAT) functionality, so multiple user can use the internet with a single public IP. It also acts like a dynamic host configuration protocol (DHCP) to assign IPs automatically to devices connected to the network.



WAN Optimization

WAN optimization or WAN acceleration is a collection of techniques to enhance the efficiency of data flow across a wide area network (WAN). The goal of WAN optimization is to speed up the data transfer, to reduce latency and insure bandwidth of access to critical applications and information. The most common industrial WAN connection is from branch to headquarters.



Next Generation Firewall (NGFW)

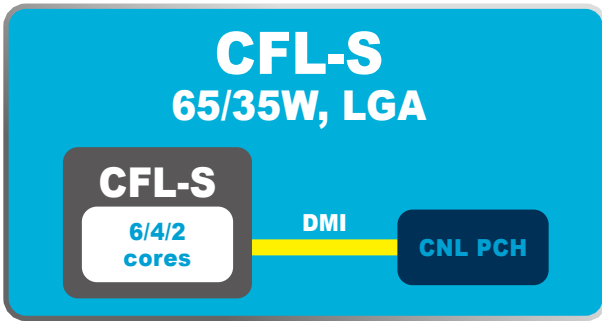
Both NGFW and traditional firewalls aim to serve the same purpose of protecting an organization's network and data assets, but the most important differences between traditional and next-generation firewalls is that NGFW offer a deep-packet inspection function that goes beyond simple port and protocol inspection by inspecting the data carried in network packets.



Application Delivery Controller

An application delivery controller (ADC) is a computer network device to improve the performance of web applications in a datacenter and it also could be a part of an application delivery network (ADN). In order to deal with the increasing of Internet traffic, application delivery controller (ADC) also provide load balancing, and support multi-tenancy for deployment at data centers and a large number of sessions with a fast transaction rate.

New Xeon E & 8th Generation Intel® Core™ Processors



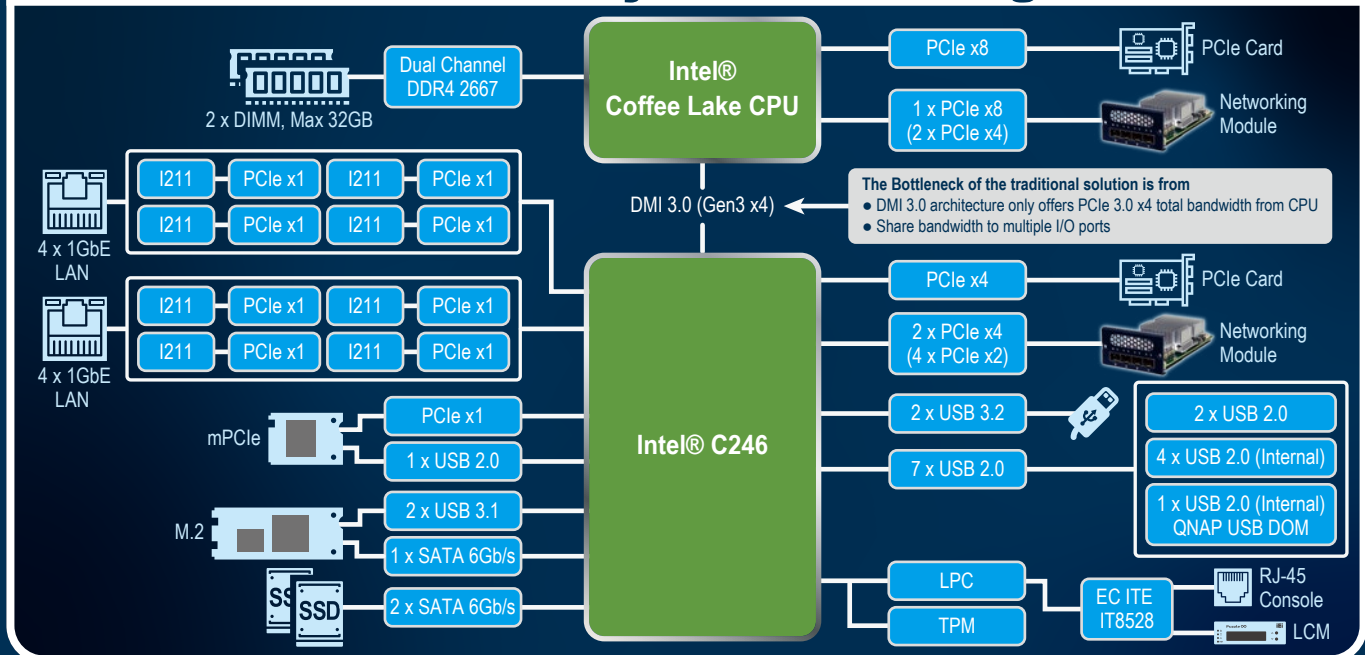
IEI PUZZLE-IN001 series adopts the New Xeon E & 8th Generation Intel® Core™ processor, of which the New Xeon E & core i7 is moving to six cores with Hyper Threading, Core i5 is moving to six cores, and Core i3 is moving to four core. The equipped LGA 1151 socket supports a wide range of performance options up to 65W TDP processors. There are two DDR4 DIMM slots are in PUZZLE-IN001 systems, and the memory capacity supports up to 32GB.

CPU Generation	Processor	Lithography	# of Cores	# of Threads	Max Frequency	Cache	TDP
New Xeon E & 8th Generation Intel® Core™ Coffee Lake	Intel® Xeon® E-2136 Processor	14 nm	6	12	4.50 GHz	12 MB	80 W
	Intel® Core™ i7-8700T Processor	14 nm	6	12	4.00 GHz	12 MB	35 W
	Intel® Core™ i5-8500T Processor	14 nm	6	6	3.50 GHz	9 MB	35 W
	Intel® Core™ i3-8100T Processor	14 nm	4	4	3.10 GHz	6 MB	35 W
	Intel® Pentium® Gold G5400T Processor	14 nm	2	4	3.10 GHz	4 MB	35 W
New Xeon E3 v6 & 7th Generation Intel® Core™ Kaby Lake	Intel® Xeon® Processor E3-1240 v6	14 nm	4	8	4.10 GHz	8 MB	72 W
	Intel® Core™ i7-7700T Processor	14 nm	4	8	3.80 GHz	8 MB	35 W
	Intel® Core™ i5-7500T Processor	14 nm	4	4	3.30 GHz	6 MB	35 W
	Intel® Core™ i3-7100T Processor	14 nm	2	4	3.40 GHz	3 MB	35 W
	Intel® Pentium® Processor G4600T	14 nm	2	4	3.00 GHz	3 MB	35 W

Breakthrough the Bottleneck of DMI3.0

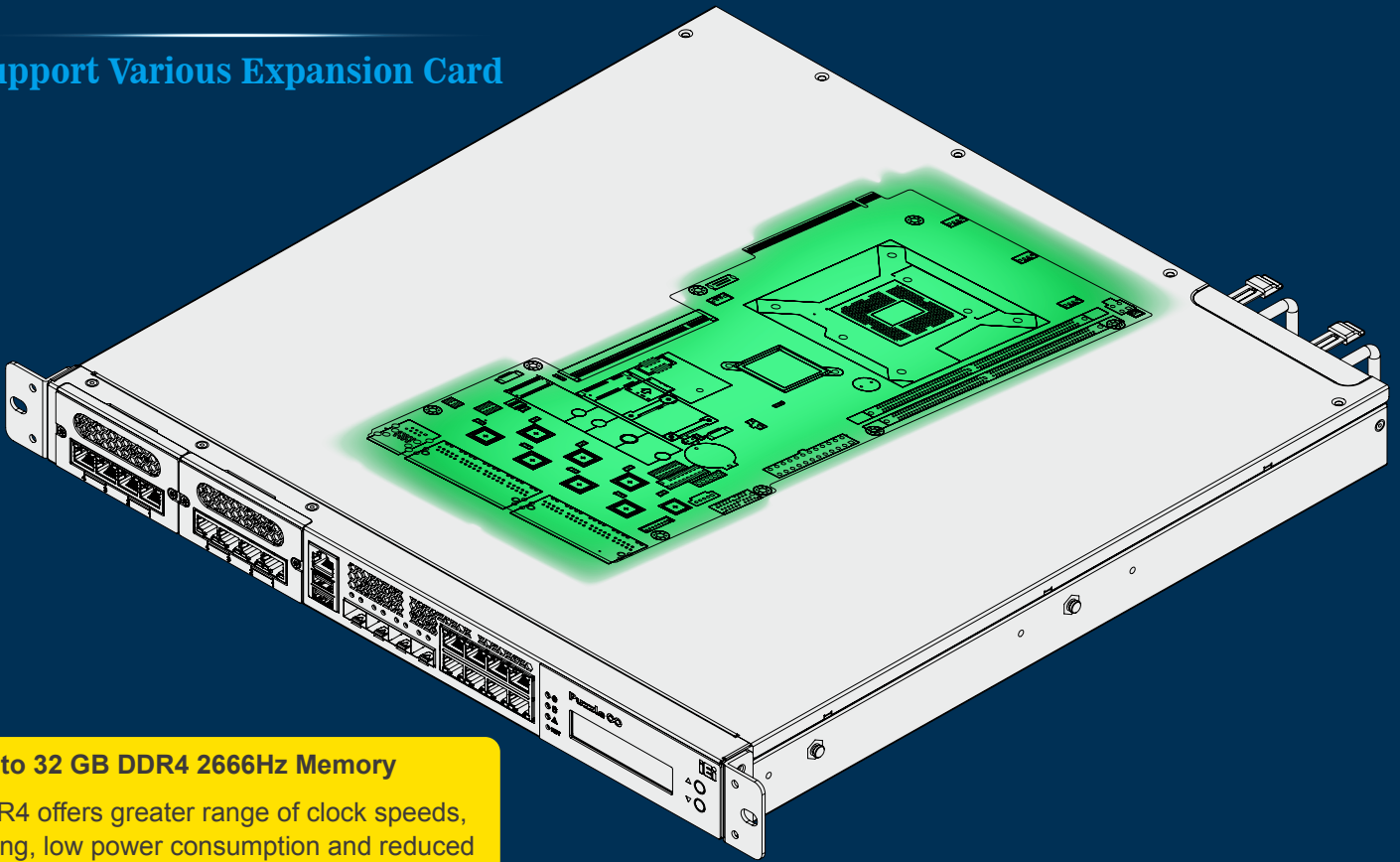
The signal of the one PCIe 3.0 x8 slots and one Networking Module slot (PCIe x8) directly connect to CPU instead of DMI 3.0 channel. By doing this, the PCIe 3.0 x8 add-on cards and high speed Networking Modules can run with lower latency and achieve complete AI card and Networking Module performance.

PUZZLE-IN001 System Block Diagram



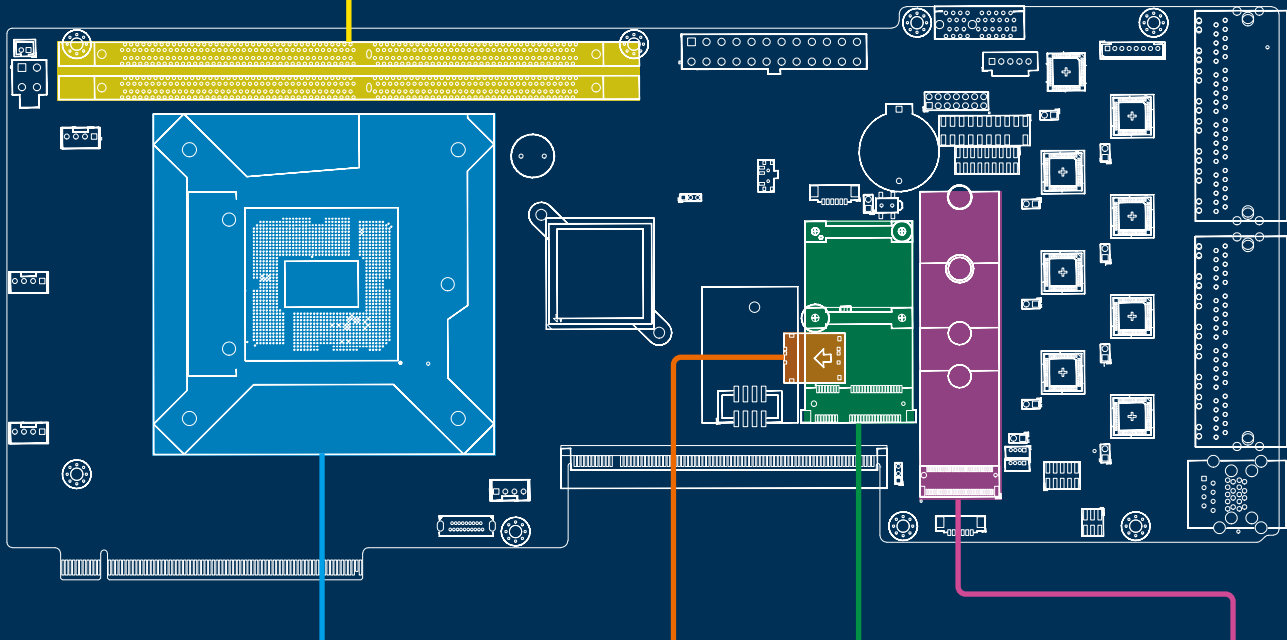
PUZZLE-IN001

Support Various Expansion Card



Up to 32 GB DDR4 2666Hz Memory

DDR4 offers greater range of clock speeds, timing, low power consumption and reduced latency to optimize system performance.



New Xeon E & 8th Generation Intel® Core™ “Coffee Lake” Processors.

With architecture optimizing, New Xeon E & 8th Generation Intel® Core™ Processors are with intensely powerful 6-core and 12-thread in high end models. The CPU cache size is also increased. It improves performance by 15% compared to the previous generation.

SIM Card Slot

Support 4G, 5G, Wi-Fi, SSD storage

PCIe mini Slots

Support PCIe x1, USB 2.0.

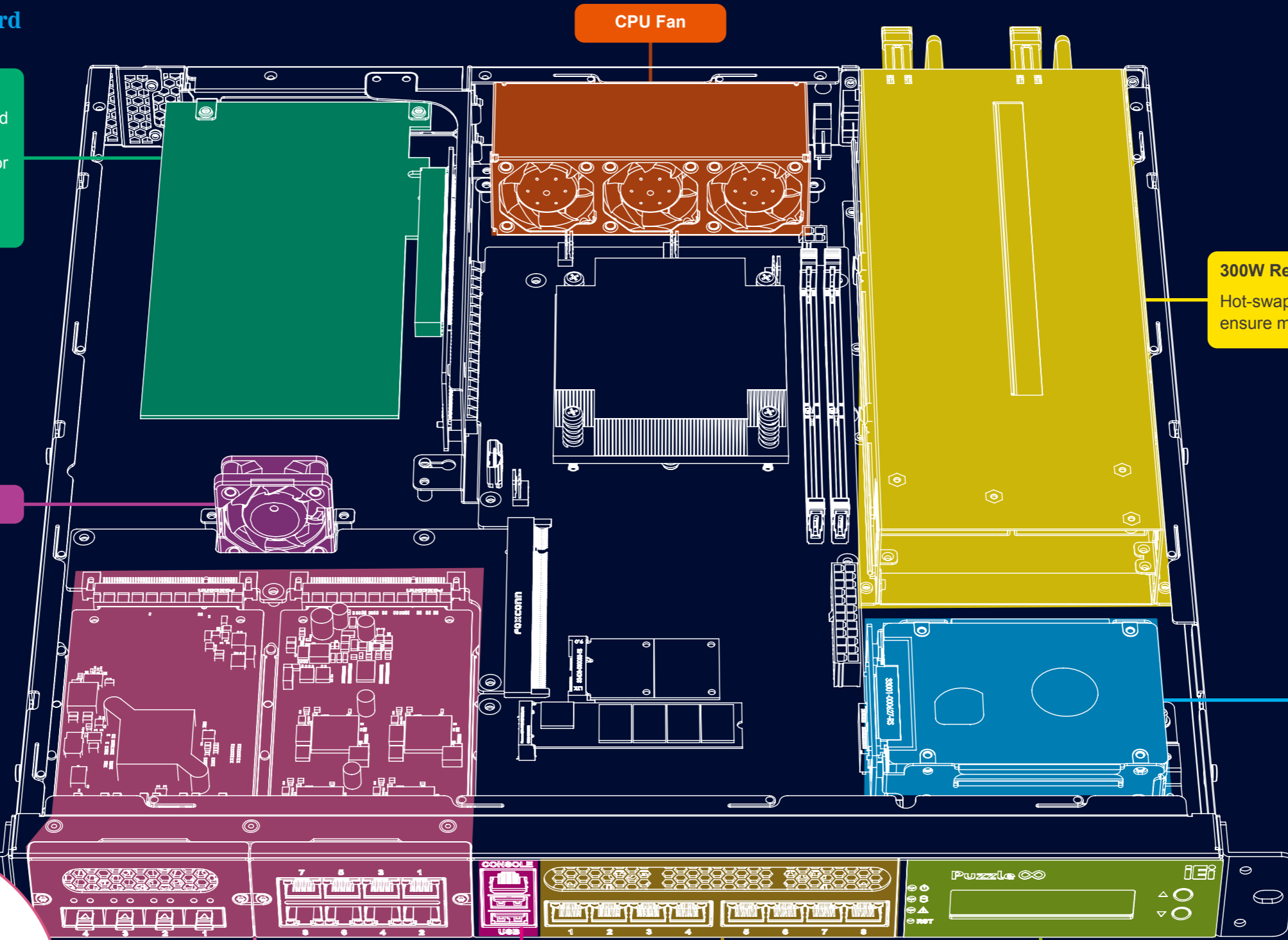
M.2 Slot

Support PCIe x1, SATA 6Gb/s and USB 3.2

Support Various Expansion Card

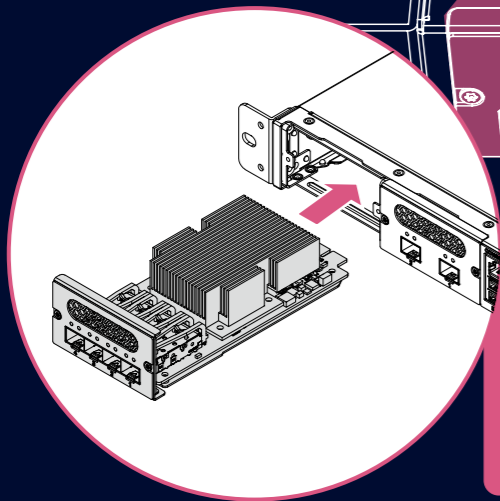
Standard PCIe Slots

- PUZZLE-IN001 support one PCIe x8 and one PCIe x4 slots.
- Support smart NIC cards and accelerator cards including CPU accelerator, GPU accelerator, FPGA accelerator and VPU accelerator.



300W Redundant Power Supply
Hot-swappable redundant power supply to ensure maximum system uptime.

Two 2.5" SSD/HDD Bays
• Support RAID 0/1
• Cable-less design



IEI PuIM Network Module Slot
• IEI PuIM Network Module slot support 8 lanes of PCIe Gen3 signal form CPU or PCH. The PCIe lanes could be configured to one PCIe x8, two PCIe x4 or four PCIe x2
• Support smart NIC via PuIM Network Module

Console & USB

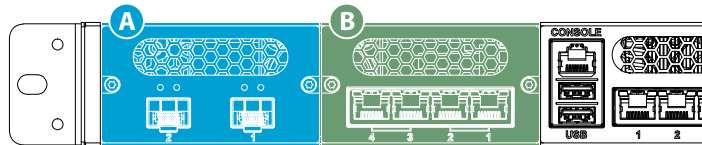
Eight ports GbE RJ-45
Intel® I211 GbE controller

LCM Indicator

Two Network module Expansion Slots

IEI PuIM Network Module Slot

- IEI PuIM Network Module slots support 8 lanes of PCIe Gen3 signal which is form CPU and PCH
 - The PCIe from CPU could be configured into one PCIe x8, two PCIe x4
 - The PCIe from CPU could be configured into one two PCIe x4 or four PCIe x2
- Support smart NIC via PuIM Network Module



PUZZLE-IN001 Slot / PCIe Signals	A (One PCIe x8 or Two PCIe x4)	B (Two PCIe x4 or Four PCIe x2)
Supported Networking Module	PuIM-10G4SF-XL710 PuIM-10G4SF-XL710-BP PuIM-10G4SF-MLX PuIM-25G2SF-MLX	PuIM-1G4T-I211 PuIM-1G4T-I211-BP PuIM-1G8T-BCM5720 PuIM-10G4T-AQC107 PuIM-10G4SF-MLX

The PuIM networking module marked with “A” must be installed into the slot with an “A” mark; so does the “B” module.

NOTE: All marks are printed on the PCB board.



P/N	PuIM-25G2SF-MLX	PuIM-10G4SF-XL710	PuIM-10G4SF-XL710-BP	PuIM-10G4SF-MLX
NIC Brand	Mellanox	Intel	Intel	Mellanox
Form Factor Interface	Dual ports 25GbE SFP28	Quad ports 10GbE SFP+	Quad ports 10GbE SFP+	Quad ports 10GbE SFP+
LAN Bypass	No	No	Yes	No
Description	PCIe 3.0 x8	PCIe 3.0 x8	PCIe 3.0 x8	2 x PCIe 3.0 x4



P/N	PuIM-10G4T-AQC107	PuIM-1G8T-BCM5720	PuIM-1G4T-I211	PuIM-1G4T-I211-BP
NIC Brand	Aquantia	Broadcom	Intel	Intel
Form Factor Interface	Quad ports 10GbE RJ-45	Eight ports 1GbE RJ-45	Quad ports 1GbE RJ-45	Quad ports 1GbE RJ-45
LAN Bypass	No	No	No	Yes
Description	4 x PCIe 3.0 x2	4 x PCIe 3.0 x2	4 x PCIe 3.0 x2	4 x PCIe 3.0 x2

Feature Hot-swappable Redundant Power Supply



High reliability design ensuring business continuity. The PUZZLE-IN001 also features a hot-swappable redundant power supply to ensure maximum system uptime.


The 300W redundant power supply of PUZZLE-IN001 300W and contains two power supply units inside it. Each power supply is capable of powering the entire computer and only one runs at a time. If one fails, the other power supply starts running to keep the computer powered up.

Two PCIe x4/x8 Full Height Expansion Slots



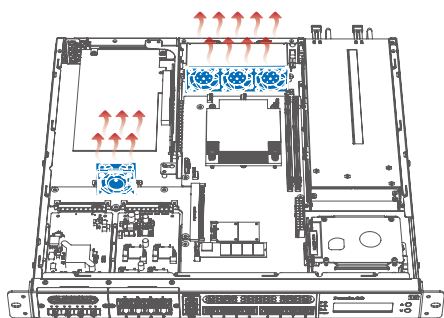
Standard PCIe Slots

- PUZZLE-IN001 support One PCIe x8 and one PCIe x4 slots.
- Support full height, 200mm length Standard PCIe card.
 - **AI accelerating Card:** VPU, FPGA, GPU Card ...etc.
 - **High Speed:** 10GbE Card, Fiber Card
 - **I/O Card:** Serial Port Card, USB Card, LAN Card...etc.
 - **Wireless Card:** WiFi Card, mobile wireless card...etc.
 - **Storage Card:** SAS, RAID card



P/N	QNAP QM2-2P-384 QM2-2P-344	IEI GPOE-4P-R10 GPOE-2P-R10	IEI Mustang-F100-A10	IEI Mustang-V100-MX8	GP GPU	GT1030
Description	Dual M.2 PCIe SSD expansion card	2-port/4-port PoE card	FPGA card	VPU card	Inferencing accelerator card	GPU card
Form Factor/Interface	Low-Profile PCIe 3.0 x8	Low-Profile PCIe x1	Low-Profile PCIe 3.0 x8	Low-Profile PCIe 2.0 x4	Low-Profile PCIe Gen3 x16	Low-Profile PCIe Gen3 x4

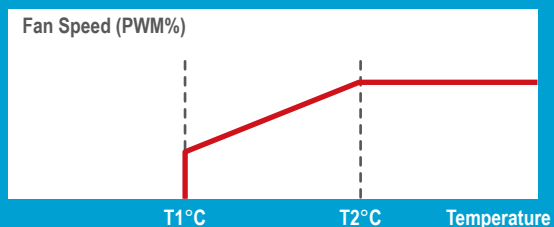
Smart Fan Operation



Users can define CPU fan and system fan speed and temperature profile in the BIOS menu. When the system is in idle or running less demanding tasks, smart fan is able to bring down the level of noise produced by rotating fans. The adjustable settings allow the PUZZLE-IN001 to be quieter during operation while extending the fan's lifespan, enhancing system stability and durability.

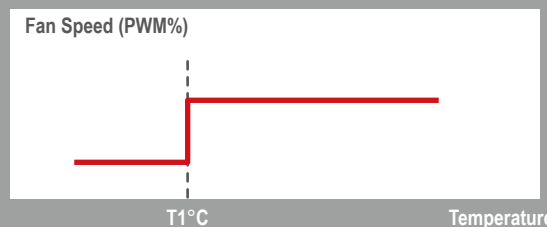
PUZZLE-IN001

With fan speed and temperature trigger settings set, the fan speed can change seamlessly according to temperature readings.



Traditional System

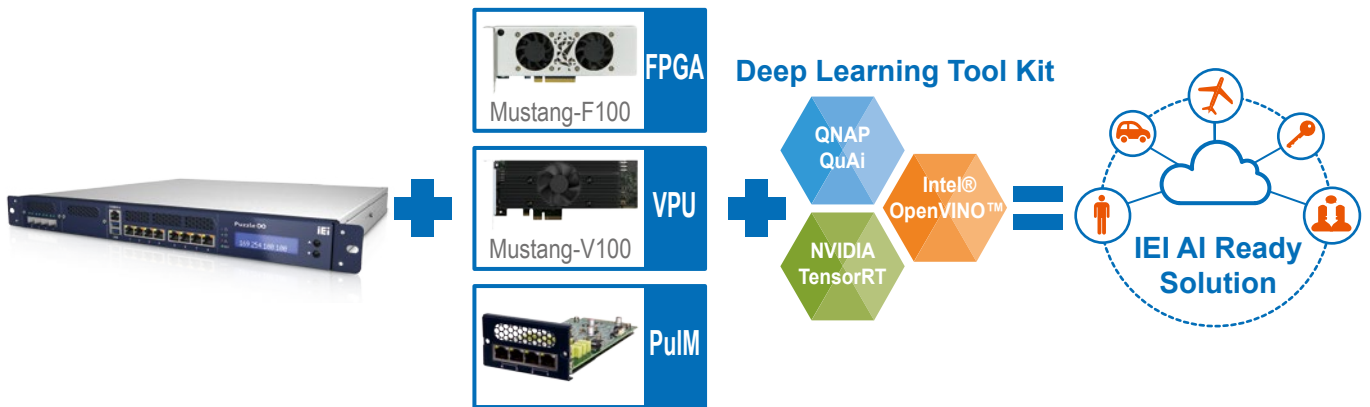
Traditional system fan operation is detected by system's ON (fan at full speed) and OFF statuses.



Edge Computing & AI Inference Computing

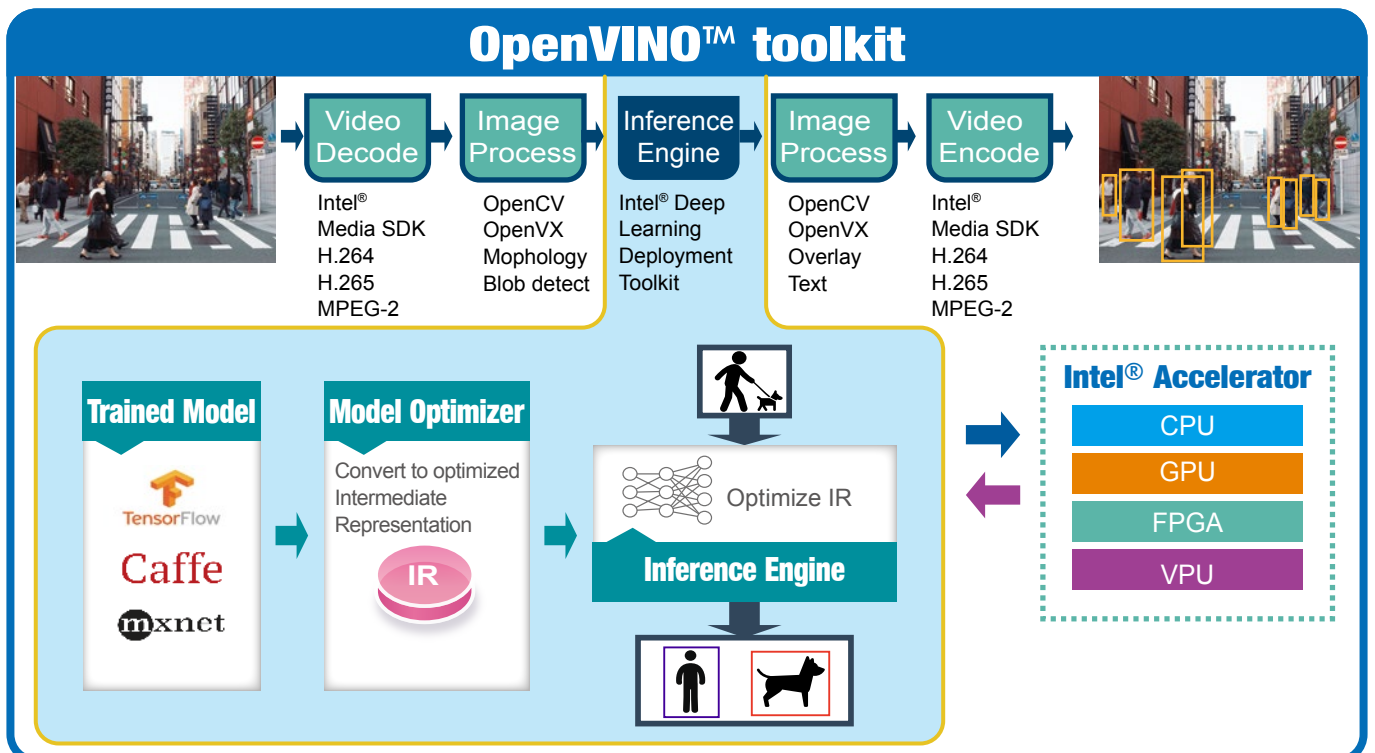
PUZZLE series are perfect for Edge Computing & AI Inference Computing

- Rich interconnectivity to transport big amount of data :
 - **Network interface:** RJ-45, SFP, SFP+, SFP28,
 - **Speed:** 1GbE, 2.5GbE, 5GbE, 10GbE, 25Gb
- Powerful computing capability via smart NIC, VPU, FPGA, GPU cards
- Intel® OpenVINO™ Toolkit supported by PUZZLE-IN001/IN002



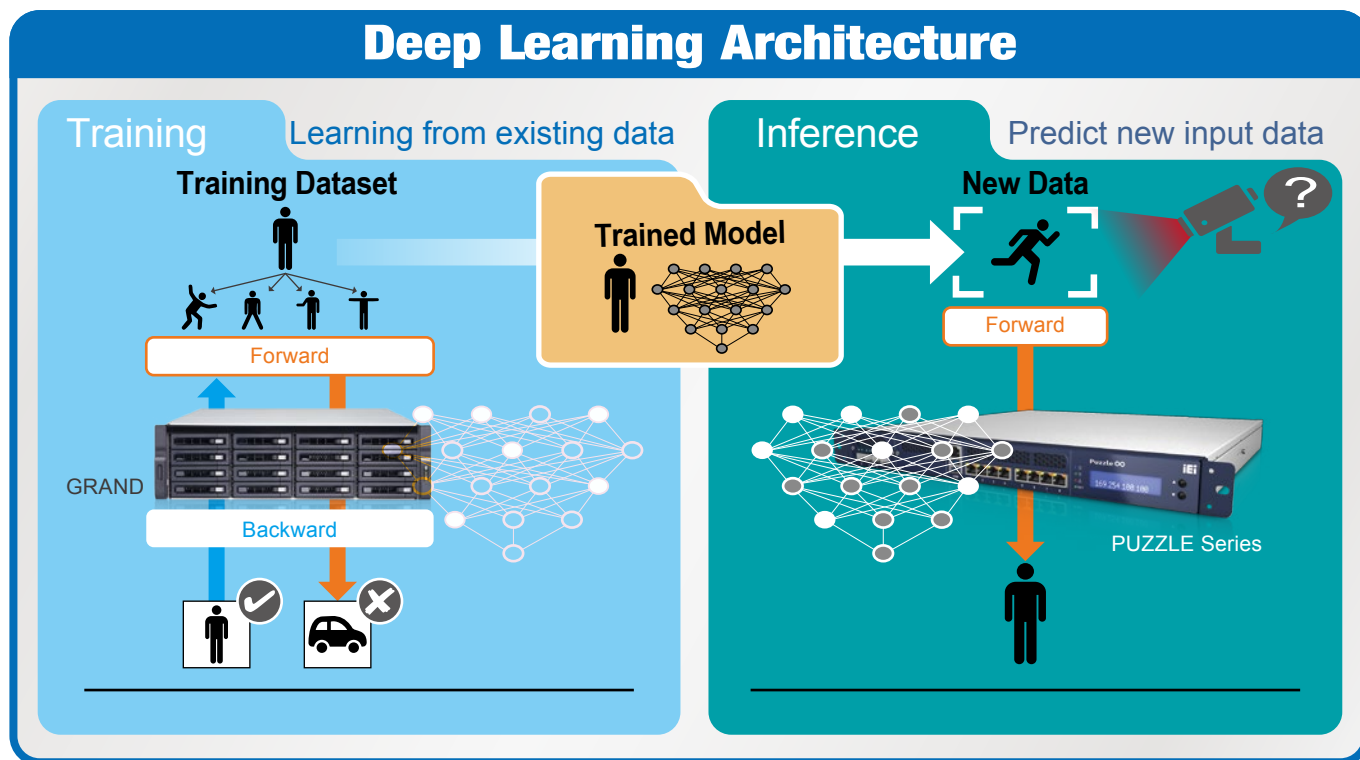
AI ready with Intel OpenVINO™ toolkit

PUZZLE-IN001 with workstation-class Intel® C246 chipset and cutting edge technology, it allows users to implement "Open Visual Inference & Neural Network Optimization (OpenVINO™) toolkit" to deploy open source deep learning frameworks for Intel® architecture to realize the concept of one SDK for Intel®-based accelerators: CPUs, CPUs with integrated graphics, FPGAs, VPUs, and IPUs. OpenVINO™ toolkit can optimize pre-trained deep learning model such as Caffe, MXNET, Tensorflow into IR binary file then run the inference engine in FPGA acceleration card platforms.



How Does Deep Learning Work?

Deep learning is a machine learning technique that can learn useful representations of features directly from images, text and sound. There are two phases, training and inference. The training servers designed for AI creates patterns and algorithms from the dataset, and each layer of data is assigned some random weights and your classifier runs a forward pass through the data, predicting the class labels and scores using those weights, after the training model is built, that will be applied into systems that are able to predict the result, this is what inference systems do.



PUZZLE Software Introduction

PUZZLE Finder Software AP

Use your PC/Laptop as a development environment.


After installing Ubuntu 16.04 on your PUZZLE, you can install the PUZZLE Finder application on your PC/Laptop. PUZZLE Finder can help users quickly develop environment and network applications, and allow them to perform PUZZLE system management, resource monitoring, version maintenance, software installation, software update and gaining information of CPU, memory, Internet, etc.





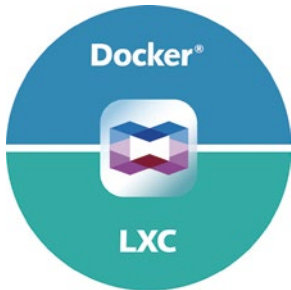
Easy to Install

The APP center provides the most popular and configured applications.




Eliminate cumbersome installation steps; choose the APP you want to install. The APP can be downloaded and automatically installed. You can immediately enjoy the benefits of the software.

Utilize Virtual Technology, Create Unlimited Value



Docker containerization unlocks the potential for Dev and Ops. Freedom of choice, agile operations and integrated security for legacy and cloud-native applications. Implement Docker Lightweight Micro Services on the IEL PUZZLE.



Install the Open vSwitch (OVS) can implement domain cutting, QoS, data monitoring, and support openFlow.



Provide a more efficient Linux virtualization solution. Enhance the efficiency of virtualization by enhancing the operating mode of the CPU through QEMU-KVM.



Automate network configuration with Netconf; accelerate network equipment and services in enterprise in order to lower the cost.



Kubernetes is a system that helps us automate the deployment, expansion, and management of containerized applications.

PUZZLE System Status Monitoring

Graphical user interface allows you to easily get an overview of the PUZZLE system and monitor resource status of each PUZZLE system you have.

User Interface



PUZZLE Series is Ready for Next Generation Network

The following picture completely shows the components of the PUZZLE series. Choose the right components from CPU, NIC, software, manufacturing side, and fit them together. You will create a perfect network appliance.

Software/ Application

On the left hand side, it shows the S/W support from IEI. IEI will help customers to get device driver, application, other NFV basic software, DPDK, OvS, VPP, OpenDaylight and OpenStack. IEI will also help customers to deploy and install all of the software and build up their own NFV solutions.



System Integration

On the right hand side, it shows the computing ability of the PUZZLE series.

IEI implements 5 major CPU brands, including Intel, AMD, Marvell, NXP, Cavium, and 3 kinds of accelerator cards for edge computing or AI computing .



NIC & Bandwidth

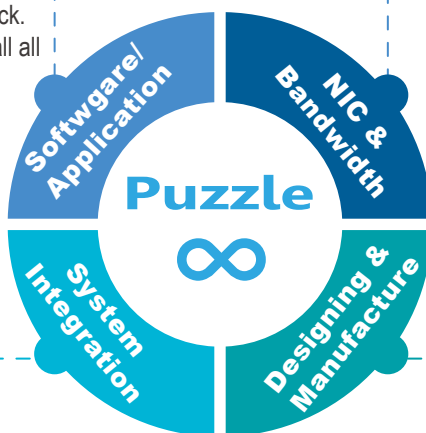
On the upper side, it shows the network connection ability of the PUZZLE series. IEI provides four brands of NIC from Aquantia, Intel, Broadcom, Mellanox, and with 1G, 2.5G, 5G, 10G or 25G different kinds of speed.



Designing & Manufacture

On the bottom side, it shows ARMOR Link cross IEI cross QNAP.

Most of network appliances are about network security. Some of the customers care about where the network appliance is designed and made. Therefore, we provide you two choices, design and manufacture in Taiwan or in China. QNAP factory is in New Taipei City, Taiwan, and ARMOR Link factory is located in Shanghai, China.



PUZZLE-IN001

1U Rackmount Network Appliance with Intel® Xeon® E and 8th Generation Intel® Core™ i3/Pentium®/Celeron® Processor, two PuIM module slots and two PCIe slots



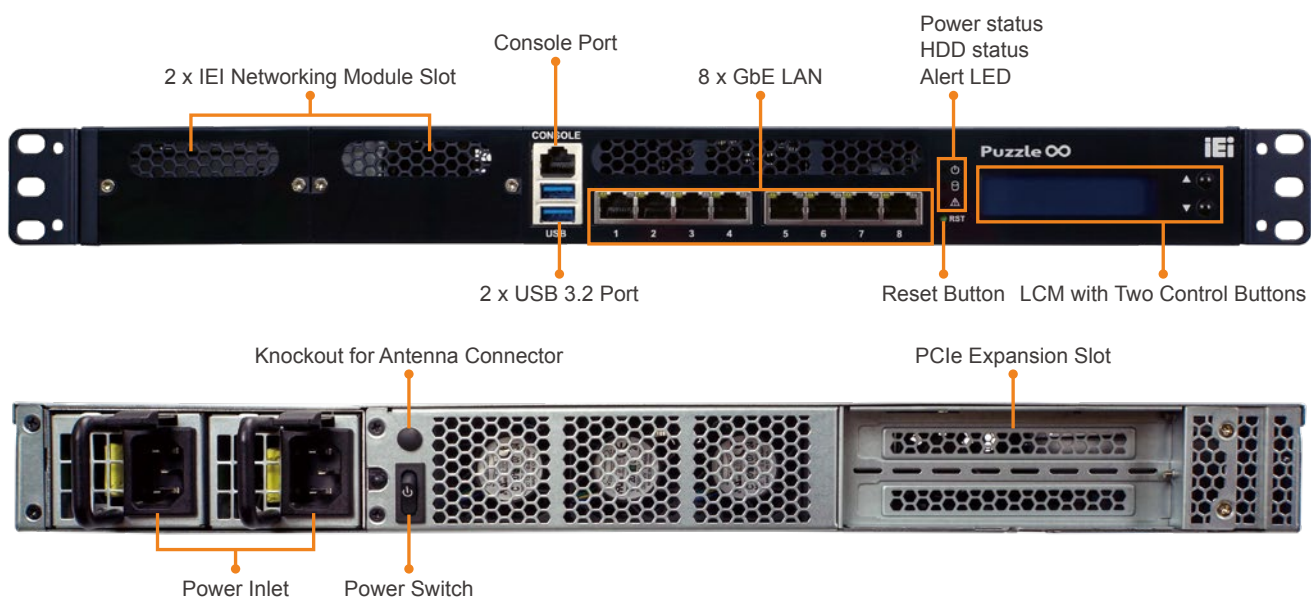
Features

- Intel® Xeon® E, 8th Generation Intel® Core™/Pentium®/Celeron® Processor
- Support 8 x GbE RJ-45 via Intel® I211
- 2 x 288-pin Long DIMM, DDR4 2100MHz ECC & non ECC, up to 32GB
- 1 x RJ-45 Console, 2 x USB 3.2 Gen 1 (5Gb/s), LCM
- 2 x 2.5" SATA drive bay, 1 x M.2 B-Key (SATA, USB 3.2 Gen 1 (5Gb/s)), 1 x PCIe mini
- Support PCIe x4, PCIe x8 slot and two PuIM module slots
- Redundant PSUs

Specifications

		PUZZLE-IN001-XE	PUZZLE-IN001-i3T
Platform	Form Factor	1U	
	CPU	Intel® Xeon® E-2136 Processor, 6C/12T, up to 4.50 GHz	8th Generation Intel® Core™ i3-8100T Processor, 4C/4T, up to 3.10 GHz
	Chipset	Intel® C246	
Memory	Memory Technology	2 x DDR4 2400MHz ECC/Non-ECC/RDIMM	
	Memory Capacity	Up to 32GB	
	Memory Socket	2 x 288-pin DIMM	
Network and Security	Network Acceleration and Security Function	<ul style="list-style-type: none"> • Intel® AES New Instructions • Intel® Software Guard Extensions (Intel® SGX) • Intel® Memory Protection Extensions (Intel® MPX) • Intel® Trusted Execution Technology 	
	TPM	1 x TPM 2.0 Pin header	
Networking	Ethernet IC	1 GbE NIC: Intel® i211-AT	
	Ethernet Port	8 x 1GbE RJ-45 LAN ports	
	Network Module Slot	2 x PuIM module slots	
Expansion slot	PCIe slot	1 x PCIe x4 slot, 1 x PCIe x8 slot	
	PCIe mini Card Slot	1 x PCIe mini card (PCIe & SATA, USB 2.0)	
	M.2	1 x M.2 B Key (2260/2280) (SATA and USB 3.2 Gen 1) Support SATA SSD and 4G LTE module	
Storage	Storage	2 x 2.5" SATA HDD/SSD bay	
	eMMC	N/A	
	SD Card	N/A	
External I/O	USB	2 x USB 3.2 Gen 1 (5Gb/s)	
	Console	1 x RJ-45	
Internal I/O	HDMI	1 x HDMI connector (optional)	
	USB	4 x USB 2.0 (pin header)	
Power and Mechanical	Power Switch	1 x Power Switch	
	Reset Button	1 x Reset Button	
	Power Input	100 V ~ 240 V	
	Type/Watt	Redundant Power 300W	
		90V ~ 264V AC	
	Processor Cooling	1 x Passive CPU Heatsink	
	System Cooling	4 x Cooling Fans with Smart Fan	
Physical and Environmental	Antenna Port	1 x Antenna port	
	Storage Temperature	-10°C ~ 50°C	
	Operating Temperature	0 ~ 40°C (32 ~ 104°F)	
	Operating Humidity	5% ~ 90% non-condensing	
	Dimensions (W x H x D) (mm)	430 x 426 x 44.2	
OS and Certifications	Weight	7kg	
	Certification	CE / FCC	
Indicators	Operating System	Linux Ubuntu 16.04.04	
	LCM	LCM, 2 buttons	
	LED	1 x Power LED, 1 x Storage LED, 1 x Alert LED	

I/O Interface



Dimensions (Unit: mm)

