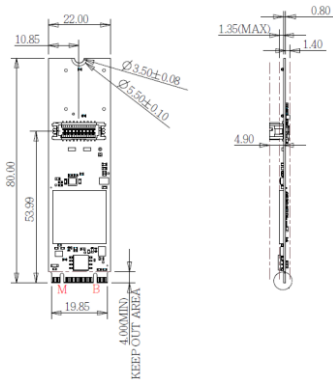


Features

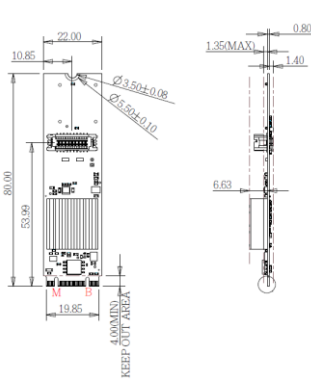
- Support display output of HDMI 1.4 or DVI-D, single/dual 24bit LVDS channel
- Single HDMI display resolution up to 4K UHD (3840x2160@30p)
- Single DVI-D display resolution up to FHD (1920x1080@60p)
- Dual LVDS display resolution up to FHD (1920x1080@60p)
- Built-in 256MB DDR 3 memory.
- Industrial temperature -40 °C to 85 °C
- 30μ" golden finger, 3-year warranty.

Mechanical Drawing

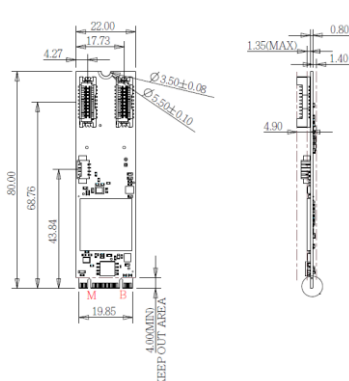
EGPV-1101-C1



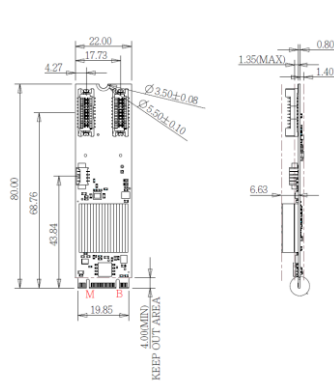
EGPV-1101-W1



EGPV-1101-C2



EGPV-1101-W2



Specifications

Form-Factor	M.2 2280 B-M
Input I/F	PCI Express 2.0 x 2
Output I/F	HDMI or DVI-D x 1, Single & Dual LVDS
Output Connector	P1.25mm 20pin x 1 (HDMI), 20pin x 2 (LVDS)
TDP	2.78W (3.3V, 843mA)
Dimension (WxLxH)	22 x 80 x 7.1 mm
Temperature	Operation: STD: 0°C ~ +70°C. W/T: -40°C ~ +85°C Storage: -55°C ~ +95°C
Environment	Vibration: 20G @7~2000Hz, Shock: 1500G @ 0.5ms
Notes	Driver: Win10 32/64, Linux kernel 3.13- 4.15.

Headquarters (Taiwan)

5F., No. 237, Sec. 1, Datong Rd., Xizhi Dist., New Taipei City 221, Taiwan
 Tel: +886-2-77033000
 Email: sales@innodisk.com

Branch Offices:

USA

usasales@innodisk.com
 +1-510-770-9421

Europe

eusales@innodisk.com
 +31-40-3045-400

Japan

jpsales@innodisk.com
 +81-3-6667-0161

China

sales_cn@innodisk.com
 +86-755-21673689

www.innodisk.com

© 2018 Innodisk Corporation. All right reserved. Specifications are subject to change without prior notice.

January 9, 2019

Order Information

EGPV-1101-C1 (Standard Temp.)

EGPV-1101-W1 (Wide Temp.)

M.2 to Single HDMI or DVI-D Module

EGPV-1101-C2 (Standard Temp.)

EGPV-1101-W2 (Wide Temp.)

M.2 to Single/Dual Channel LVDS Module

Optional Accessory

7W9000000120

HDMI Cable

7W9000000130

DVI Cable

ICP Electronics
 Australia Pty Ltd

TEL: 02 9457 6011
 sales@icp-australia.com.au
 www.icp-australia.com.au

2x10 Connector Pin Define

EGPV-1101-C1/W1
HDMI or DVI-D Single Link (CN1)

Signal	Pin	Pin	Signal
GND	2	1	TXC-
+5V	4	3	TXC+
GND	6	5	GND
DDC_SCL	8	7	TX0-
DDC_SDA	10	9	TX0+
GND	12	11	TX1-
HPD	14	13	TX1+
GND	16	15	TX2-
CEC	18	17	TX2+
DDC/CEC GND	20	19	GND

EGPV-1101-C2/W2
LVDS Channel 1 (CN2)

Signal	Pin	Pin	Signal
GND	2	1	A3+
A0+	4	3	A3-
A0-	6	5	GND
GND	8	7	CLK+
A1+	10	9	CLK-
A1-	12	11	GND
GND	14	13	EXT_5V
A2+	16	15	EXT_5V
A2-	18	17	EN
GND	20	19	ADJ

EGPV-1101-C2/W2
LVDS Channel 2 (CN3)

Signal	Pin	Pin	Signal
GND	2	1	A7+
A4+	4	3	A7-
A4-	6	5	GND
GND	8	7	CLK2+
A5+	10	9	CLK2-
A5-	12	11	GND
GND	14	13	EXT_5V
A6+	16	15	EXT_5V
A6-	18	17	EXT_5V
GND	20	19	EXT_5V

EGPV-1101-C2/W2
LVDS Back Light Power Input (CN4)

Pin 1	Pin 2	Pin 3	Pin 4
EXT_5V	EXT_5V	GND	GND

EGPV-1101-C2/W2 VESA LVDS 24 Bit Data Mapping Diagram

