

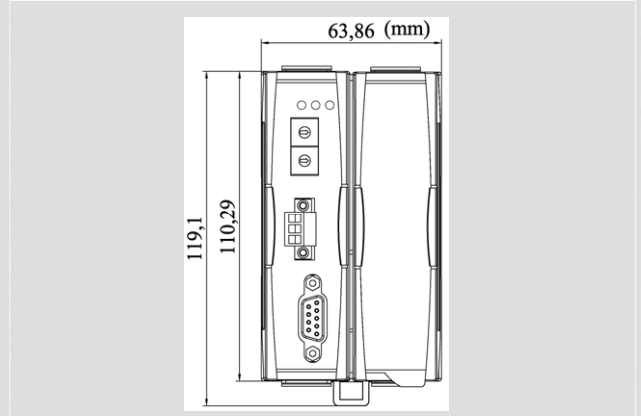


PROFIBUS Series Products

PROFIBUS Remote I/O Unit with 1 Expansion Slot



PROFI-8155



Dimensions

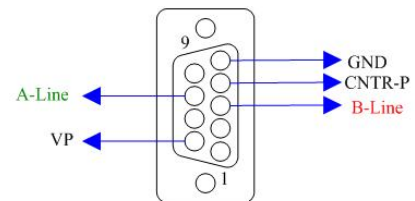
The PROFI-8155 Remote I/O Unit is specially designed for the slave device of PROFIBUS DP protocol. It supports up to 1 slot for ICPDAS I-8k series, I-87k Low Profile series, and I-87k High Profiles series I/O modules. In addition, we also provide hot-swap function for I-87k High Profiles series I/O modules. To setup network, users can choose and configure I/O modules by using the GSD file without any other setting tools.

Features

- Protocol & hierarchy: DP-V0 Slave
- Detect transmission rate (9.6 ~ 12000 kbps) automatically
- Support all I-8k & I-87k I/O Module.
- Support Device-Related & Channel-Related Diagnosis
- Address 0~126 set by rotary switches or SSA-Telegram.
- Support Hot-Swap for I-87k High-Profile Modules.
- Network Isolation Protection
- 3000 V_{DC} isolation protection on PROFIBUS side
- 4 kV ESD Protection (contacting for any terminal).

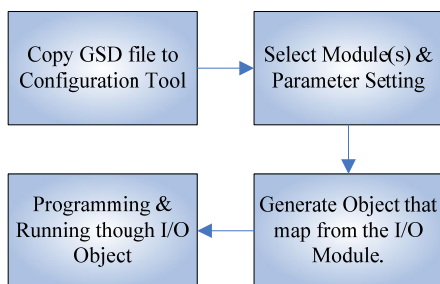
Pin Assignments

Female D-Sub Connector



Pin No.	Signal	Meaning
3	B-Line	Receive/Transmit data - plus
4	CNTR-P	Repeater control signal, RTS signal
5	GND	Power ground of active terminator
6	VP	Power 5 volt of active terminator
8	A-Line	Receive/Transmit data - minus

Design Flowchart



Hot Swap & Auto-configuration

- Diagnostic message report when module pulls.
- Auto-Reconfiguration issue when module plugs.

Hot Swap Auto-Configuration (I-87K High-Profile)



ICP Electronics Australia Pty Ltd

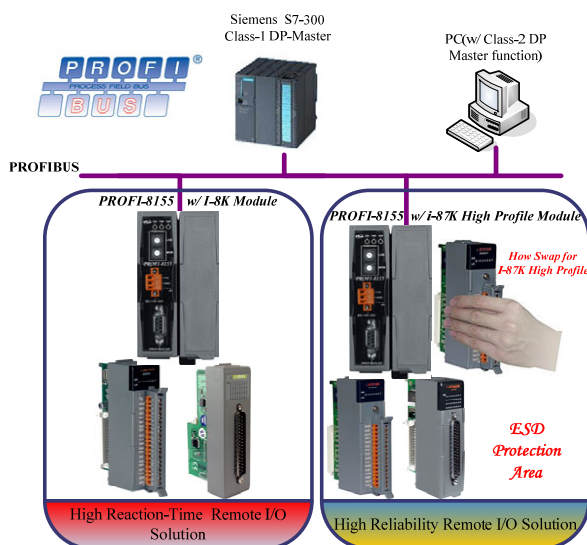


Hardware Specifications

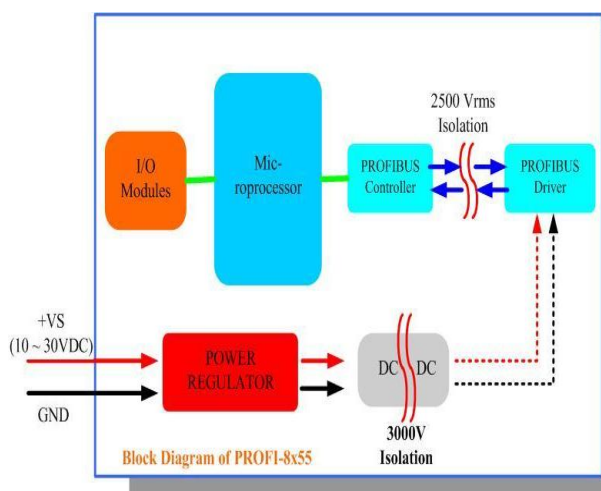
Hardware	
CPU	80186, 80 MHz or compatible
SRAM/Flash/EEPROM	512 KB / 512 KB / 2 KB
Watchdog	Watchdog IC CPU built-in
Expansion Slot	1 slot
ESD Protection	4 kV class A
PROFIBUS Interface	
Controller	Profichip VPC3+C
Transceiver	ADI ADM2486
Connector	9-pin female D-Sub
Baud Rate (bps)	9.6 k, 19.2 k, 45.45 k, 93.75 k, 187.5 k, 500 k, 1.5 M, 3 M, 6 M, 12 M
Transmission Distance (m)	Depend on baud rate (for example, max. 1200 m at 9.6 kbps)
Isolation	3000 V _{DC} for DC-to-DC, 2500 Vrms for bus-to-logic
Protocol	DP-V0 DP-V1
UART Interface	
COM	RS-232 on board (For updating firmware) ^{Note 1.}
LED	
Round LED	PWR LED, RUN LED, ERR LED
Power	
Power supply	Unregulated +10 ~ +30 V _{DC}
Protection	Power reverse polarity protection, Over-voltage brown-out protection
Power Consumption	3 W
Mechanism	
Installation	DIN-Rail
Dimensions	95 mm x 91 mm x 132 mm (W x L x H)
Environment	
Operating Temp.	-25 ~ 75 °C
Storage Temp.	-40 ~ 80 °C
Humidity	5 ~ 95% RH, non-condensing

Note 1: CA-0904 : transform from 4-pin connector to 9-pin Female D-Sub connector.

Application



Diagram



Ordering Information

PROFI-8155 CR

PROFIBUS Remote I/O Unit with 1 Expansion Slot(RoHS)