
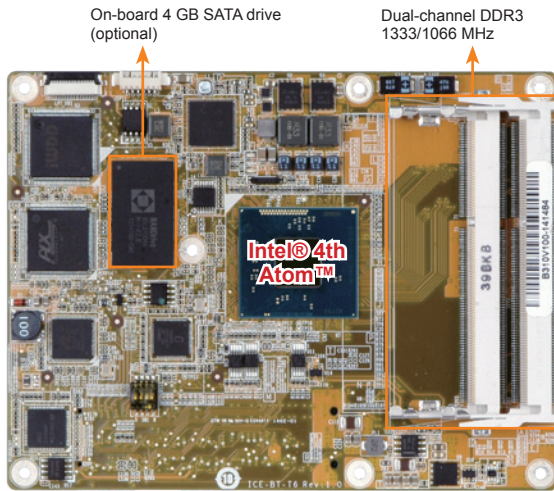


TYPE 6

ICE-BT-T6

COM Express Rev 2.1 Basic Type 6 Module, Intel® 4th Generation Atom™ Processor, VGA, DDI, GbE, SATA 3Gb/s, USB and Audio, RoHS



One piece heat sink for COM Express Basic Size provides better thermal solution



Specifications

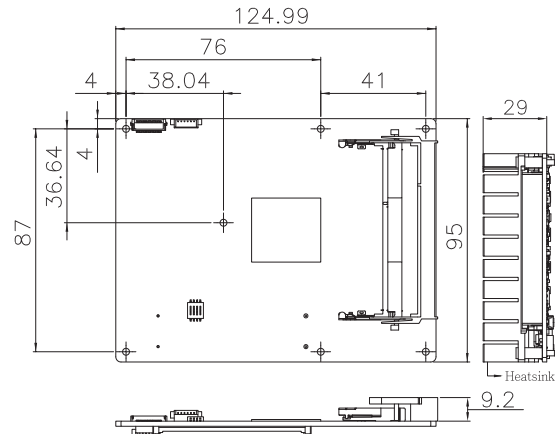
- ◆ CPU
 - Intel® Atom™ E3845 on-board SoC (1.91GHz, quad-core, 2MB cache, TDP=10W)
 - Intel® Atom™ E3827 on-board SoC (1.75GHz, dual-core, 1MB cache, TDP=8W)
 - Intel® Atom™ E3826 on-board SoC (1.46GHz, dual-core, 1MB cache, TDP=7W)
 - Intel® Atom™ E3825 on-board SoC (1.33GHz, dual-core, 1MB cache, TDP=6W)
 - Intel® Atom™ E3815 on-board SoC (1.46GHz, single-core, 512KB cache, TDP=5W)
 - Intel® Celeron® J1900 on-board SoC (2GHz, quad-core, 2MB cache, TDP=10W)
 - Intel® Celeron® N2930 on-board SoC (1.83GHz, quad-core, 2MB cache, TDP=7.5W)
 - Intel® Celeron® N2807 on-board SoC (1.58GHz, dual-core, 2MB cache, TDP=4.3W)
- ◆ Memory
 - Two 204-pin 1066/1333 MHz dual-channel DDR3L SDRAM unbuffered DIMMs support up to 8 GB
- ◆ BIOS
 - UEFI BIOS
- ◆ Graphics Engine
 - Intel® HD Graphics Gen 7 Engine with 4 execution units, supporting DX11.1, OpenGL 4.2 and OpenCL 1.2
- ◆ Display Output
 - 1 x VGA (up to 2560x1600@60Hz)
 - 1 x DDI 1 (DP up to 2560x1600@60Hz / HDMI up to 1920x1080@60Hz)
 - 1 x LVDS: 18/24-bit dual-channel LVDS (up to 1920x1200@60Hz)
- ◆ Ethernet
 - Intel® I210 GbE Ethernet
- ◆ Storage
 - 2 x SATA 3Gb/s signal to baseboard
 - Optional soldered down SSD up to 64 GB (SATA port 1)
- ◆ Embedded Controller
 - ITE IT8528E/FX
- ◆ USB
 - 7 x USB 2.0 signal to baseboard
 - 4 x USB 3.1 Gen 1 (5Gb/s) signal to baseboard (via 1 to 4 USB 3.1 Gen 1 (5Gb/s) hub)
- ◆ Audio
 - High Definition Audio interface to baseboard
- ◆ GPIO
 - Yes, to baseboard
- ◆ SMBus
 - Yes, to baseboard
- ◆ I²C
 - Yes, to baseboard
- ◆ LPC
 - Yes, to baseboard
- ◆ SPI
 - Yes, to baseboard
- ◆ Internal Storage
 - 2-Kb serial I²C bus EEPROM supports EAP1 Rev. 1.0
- ◆ Serial Port
 - 2 x Serial ports to baseboard (TX & RX from EC)
- ◆ Expansion
 - 5 x PCIe x1 signal to baseboard (2 from SoC, 3 from PLX PEX8605 switch IC)
- ◆ Watchdog Timer
 - Software programmable, supports 1~255 sec. system reset (by EC)
- ◆ Power Consumption
 - +12V@0.54A, Vcore_12V@0.95A
 - (Intel® Celeron® J1900 CPU with two 8 GB 1333 MHz DDR3 memory)
- ◆ Operating Temperature
 - 20°C ~ 60°C
- ◆ Storage Temperature
 - 30°C ~ 70°C
- ◆ Operating Humidity
 - 5% ~ 95%, non-condensing
- ◆ Dimensions: 125 mm x 95 mm
- ◆ Weight: GW: 600g / NW: 200g
- ◆ CE/FCC compliant



Features

- Intel® 22nm Atom™ or Celeron® on-board SoC supported
- Intel® HD Graphics Gen7 integrates high-performance graphics and media processing
- Supports 1333/1066 MHz DDR3L (1.35V) memory, up to 8 GB
- Supports one analog CRT, one 24-bit dual-channel LVDS, and one DDI
- Optional soldered down 4 GB SSD
- IEI One Key Recovery solution allows you to create rapid OS backup and recovery

Dimensions (Unit: mm)



Packing List

1 x ICE-BT-T6 single board computer	
1 x Heatsink	1 x QIG

Ordering Information

Part No.	Description
ICE-BT-T6-J19001-R10	COM Express Basic Type 6 module with Intel® Celeron® quad-core processor J1900 (10W), VGA, DDI, LVDS, GbE, SATA, USB 3.1 Gen 1 (5Gb/s) and HD Audio, RoHS
ICE-BT-T6-N29301-R10	COM Express Basic Type 6 module with Intel® Celeron® quad-core processor N2930 (7.5W), VGA, DDI, LVDS, GbE, SATA, USB 3.1 Gen 1 (5Gb/s) and HD Audio, RoHS
ICE-BT-T6-N28071-R10	COM Express Basic Type 6 module with Intel® Celeron® dual-core processor N2807 (4.3W), VGA, DDI, LVDS, GbE, SATA, USB 3.1 Gen 1 (5Gb/s) and HD Audio, RoHS
ICE-BT-T6-E38XX1-R10	COM Express Basic Type 6 module with Intel® Atom™ processor E38XX, VGA, DDI, LVDS, USB 3.1 Gen 1 (5Gb/s), GbE, SATA and HD Audio, RoHS (by request MOQ: 100pcs/lot)
ICE-DB-T6R-R11	Baseboard for COM Express Type 6 Module COM.0 Rev. 2.1, supports PICMG EAPI R1.0
19100-000186-00-RS	Heat spreader for ICE-BT-T6