

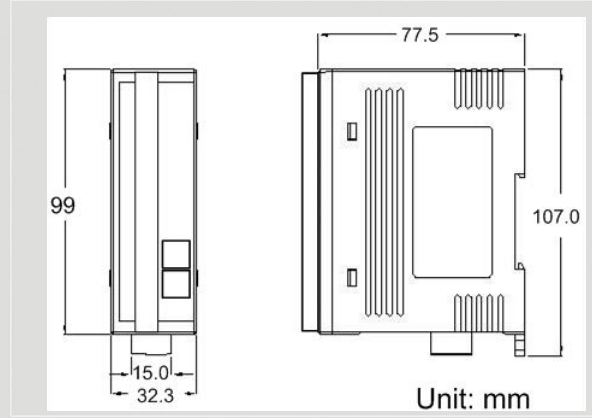


DeviceNet Series Products

16-channel Isolated DI Module of DeviceNet Slave



CAN-2053D



Dimensions

The CAN-2053D follows DeviceNet specification Volume I/II, Release 2.0. User can access the digital output status and set the configuration via DeviceNet EDS file. CAN-2053D has 16-channel isolated sink/source input and it can be used to various applications, such as PNP, NPN, TTL, relay contact and so forth. By the DeviceNet masters of ICP DAS, you can quickly build a DeviceNet network to approach your requirements.

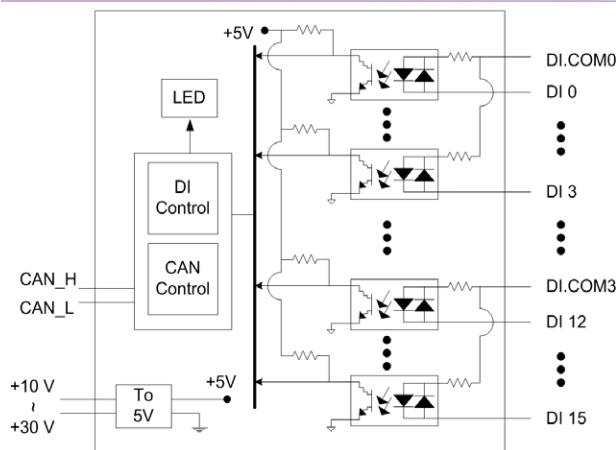
Features

- DeviceNet general I/O slave devices
- Group 2 Only Server (non UCMM-capable)
- Support Predefined Master/Slave Connection Set
- Connection supported:
 - 1 connection for Explicit Messaging
 - 1 connection for Polled I/O
 - 1 connection for Bit-Strobe I/O connection
- Provide EDS file for DeviceNet master interface
- Support Application: PNP, NPN, TTL, and Relay Contact
- ESD Protection 4 kV Contact for each channel

I/O Pin & Wire Connection

Terminal No.	Pin Assignment	Input Type	ON State LED ON Readback as 1	OFF State LED OFF Readback as 0
01	DI.COM	Relay Contact	Relay On	Relay Off
02	DI.0			
03	DI.1			
04	DI.2			
05	DI.3			
06	DI.COM			
07	DI.4	TTL/CMOS Logic	Voltage > 10 V	Voltage < 4 V
08	DI.5			
09	DI.6			
10	DI.7			
11	DI.COM			
12	DI.8	NPN Output	Open Collector On	Open Collector Off
13	DI.9			
14	DI.10			
15	DI.11			
16	DI.COM	PNP Output	Open Collector On	Open Collector Off
17	DI.12			
18	DI.13			
19	DI.14			
20	DI.15			

Internal I/O Structure



CAN Pin & Baud Rate Rotary

5-pin screw terminal block

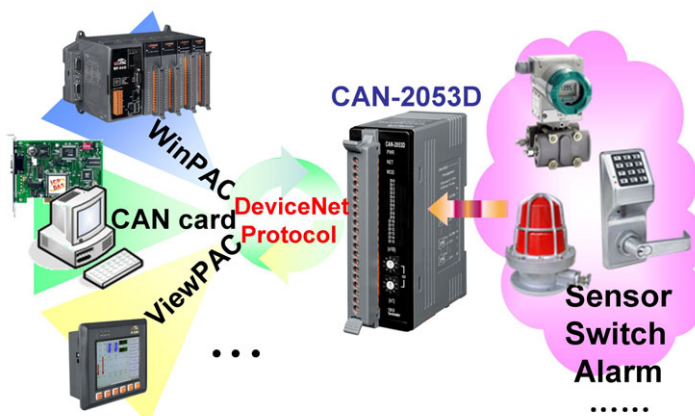
5: CAN_V+
4: CAN_H
3: CAN_L
2: CAN_L
1: CAN_GND

Switch Value	Baud Rate
0	125 kbps
1	250 kbps
2	500 kbps

Hardware Specifications

CAN Interface	
DeviceNet Specification	Volume I, Release 2.0 & Volume II, Release 2.0, Errata 5
DeviceNet subscribe	Group 2 Only Server
Connection supported	1 connection for Explicit Messaging 1 connection for Polled I/O 1 connection for Bit-Strobe I/O
Node ID	0 ~ 63 selected by rotary switch
Baud Rate (bps)	125 kbps, 250 kbps, 500 kbps
Heartbeat/Shutdown message	Yes
Terminator Resistor	Switch for 120 Ω terminator resistor
DI Interface	
Channels	16 (Sink/Source)
ON Voltage Level	+3.5 ~ +30 V _{DC}
OFF Voltage Level	+1 V _{DC} Max.
Input Impedance	3 kΩ, 0.3 W
Intra-module Isolation	3750 Vrms
ESD Protection	4 kV Contact for each channel
LED	
Round LED	PWR LED, NET LED, MOD LED
I/O LED	16 LEDs as Digital Input, and 1 LED as terminal resistor indicator
Power	
Input range	Unregulated +10 ~ +30 V _{DC}
Power Consumption	1.5 W
Mechanism	
Installation	DIN-Rail
Dimensions	32.3 mm x 99 mm x 77.5 mm (W x L x H)
Environment	
Operating Temp.	-25 ~ 75 °C
Storage Temp.	-30 ~ 80 °C
Humidity	10 ~ 90% RH, non-condensing

Applications



Ordering Information

CAN-2053D

DeviceNet module of 16-channel Isolated Sink/Source Digital Input